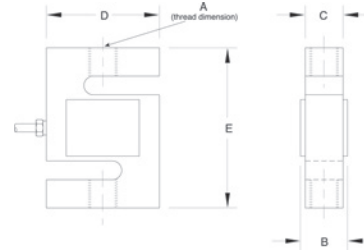


RL20001




S-beam, Alloy Steel, NTEP Certified Single Cell, IP67 1:5000 III/1:10,000 IIII



Picture is a representation of actual product



Specifications

<p>Full Scale Output: 3.0mV/V</p> <p>Output Resistance: 350 (± 3) ohms</p> <p>Input Resistance: 385 (± 5) ohms</p> <p>Material/Finish: High-alloy steel, nickel plated</p>	<p>Temperature: Compensated range 14° F to 104° F/-10° C to 40° C Operating range -40° F to 150° F/-40° C to 65° C</p> <p>Seal Type: Environmentally sealed, IP67</p> <p>Safe Overload: 150% full scale</p> <p>Rated Excitation: 5-10 V AC/DC (15 V maximum)</p>	<p>Nonlinearity: 0.03% full scale</p> <p>Hysteresis: 0.02% full scale</p> <p>Insulation Resistance: 5,000 megohms</p> <p>Cable Length: 20 ft (6.1 m)</p> <p>Cable Diameter: 200 polyurethane jacket</p>	<p>Cable Color Code: Red + Excitation Black..... - Excitation Green + Signal White - Signal</p> <p>Warranty: Two-year limited warranty</p> <p>Approvals:   </p>
--	--	--	--

Dimensions

RATED CAPACITY	A	B	C	D	E
lb/inches					
250	3/8-24 UNF-2B	0.75	0.50	2.00	3.00
500-2,000	1/2-20 UNF-2B	1.00	0.75	2.00	3.00
2,500-3,000	1/2-20 UNF-2B	1.25	1.00	2.00	3.00
5,000	3/4-16 UNF-2B	1.25	1.00	3.00	4.25
10,000	3/4-16 UNF-2B	1.25	1.00	3.50	4.75
15,000	1-14 UNF-2B	1.50	1.25	4.00	5.50
20,000	1 1/4-12 UNF-2B	2.25	2.00	5.00	7.00
kg/mm					
113.4	3/8-24 UNF-2B	19.1	12.7	50.8	76.2
226.8-907.2	1/2-20 UNF-2B	25.4	19.1	50.8	76.2
1,134.0-1,360.8	1/2-20 UNF-2B	31.8	25.4	50.8	76.2
2,268.0	3/4-16 UNF-2B	31.8	25.4	76.2	108.8
4,535.9	3/4-16 UNF-2B	31.8	25.4	88.9	120.7
6,803.9	1-14 UNF-2B	38.1	31.8	101.6	139.7
9,071.9	1 1/4-12 UNF-2B	57.2	50.8	127.0	177.8

Order Information

LOAD RATING	PART #	EST. SHIPPING WEIGHT	PRICE
250 lb (113.4 kg)	21402	2 lb	Consult
500 lb (226.8 kg)	21403	2 lb	Consult
750 lb (340.2 kg)	21404	2 lb	Consult
1,000 lb (453.6 kg)	21405	2 lb	Consult
1,500 lb (680.4 kg)	21406	2 lb	Consult
2,000 lb (907.2 kg)	21407	3 lb	Consult
2,500 lb (1,134.0 kg)	21408	4 lb	Consult
3,000 lb (1,360.8 kg)	21409	3 lb	Consult
5,000 lb (2,268.0 kg)	21410	4 lb	Consult
10,000 lb (4,535.9 kg)	21411	5 lb	Consult
15,000 lb (6,803.9 kg)	21412	7 lb	Consult
20,000 lb (9,071.9 kg)	21413	16 lb	Consult
Conduit Adapter Kit* (must be factory installed to maintain warranty)			
3/8-24 nipple	31533*	1 lb	Consult
3/8-24 to 1/4-18 NPT	31534*	1 lb	Consult

*PN 31533 and PN 31534 must be installed together to form the Conduit Adapter Kit

Interchangeable Products

MANUFACTURER	MODEL	PAGE #
VPG Celtron®	STC	196
VPG Sentionics®	60001	299

Weigh Module Available

MANUFACTURER	MODEL	PAGE #
Rice Lake Weighing Systems	ITCM Isolated Tension Cell Mount	46