


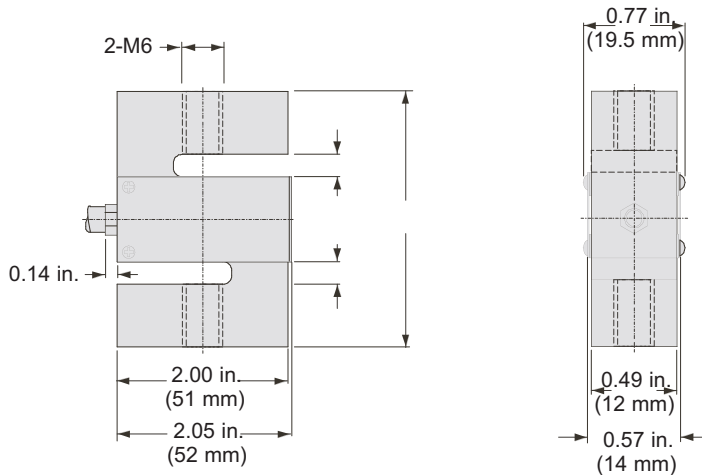
# Model 127 Load Cell

Order Code BL807

- Low Cost
- 100 lb.; 200 lb. (50 kg; 100 kg) Range
- 0.03% Total Error



## Dimensions



## Wiring Code

Red	(+) Supply
Black	(-) Supply
Green	(+) Output
White	(-) Output

## Performance

Load Ranges .....100; 200 lb.  
50; 100kg  
Total Error .....+/- 0.03% Full Scale  
Output (tolerance) .....3.0 +/- 0.01mV/V  
Creep (max.) .....+/- 0.03% Full Scale (30 minutes)

## Environmental

Temperature, Operating .....-20° to 160° F (-30° to 70° C)  
Temperature, Compensated .....0° to 130° F (-20° to 55° C)  
Temperature, Effect  
Zero .....+/- 0.03% Full Scale/ 10° C  
Span .....+/- 0.03% Full Scale/ 10° C  
Environmental Protection .....IP67

## Electrical

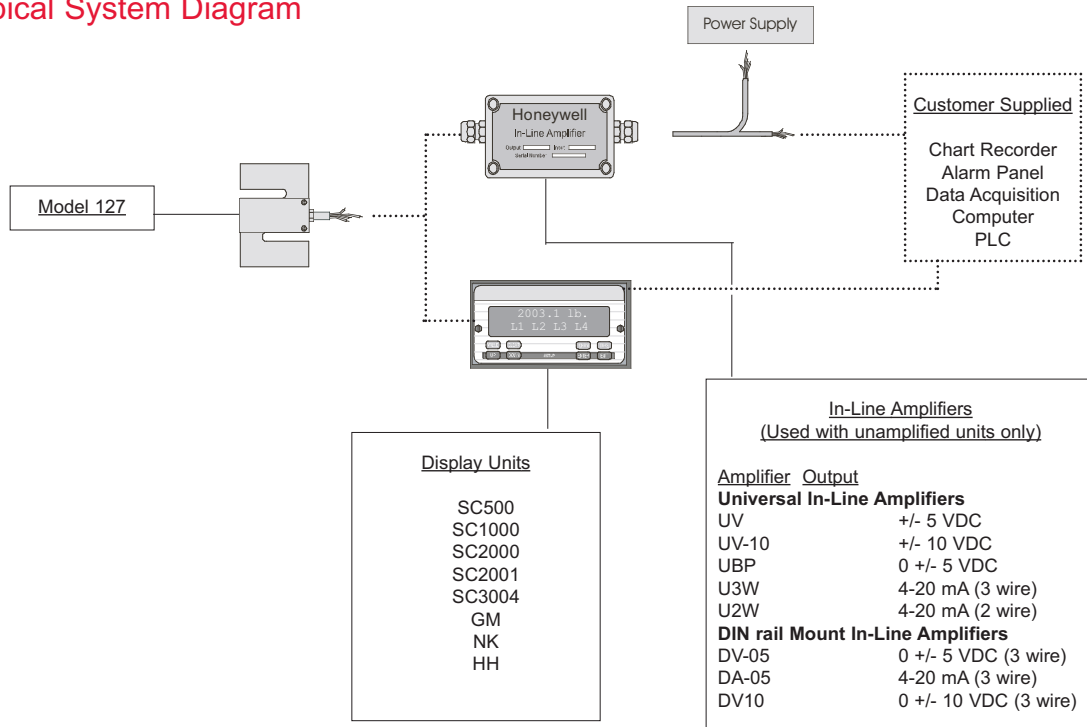
Strain Gage Type .....Bonded Foil  
Excitation (calibration) .....10-12 VDC  
Excitation (max.) .....15 VDC  
Insulation Resistance .....>= 5000 megaOhms  
Bridge Resistance (tolerance)  
Input Resistance .....400 +/- 10 Ohms  
Output Resistance .....352 +/- 2 Ohms  
Zero Balance (tolerance) .....+/- 1% Full Scale  
Electrical Termination (std) .....16.4 ft. (5m) Cable (flying leads)

## Mechanical

Static Overload Capacity .....50% over capacity (note 1)  
Case Material .....Alloy Steel  
Life Cycles (approx.) .....10 million cycles

# Model 127

## Typical System Diagram



## Range Codes

Range	Range Code	Range	Range Code
100 lb.	BR	50 kg	LF
200 lb.	CL	100 kg	LH

## Notes

1. Allowable Maximum Loads- Maximum load to be applied without damage \*2.
2. Without Damage- loading to this level will not cause excessive zero shift or performance degradation. The user must consider fatigue life for long term use and structural integrity. All structurally critical applications (overhead loading, etc.) should always be designed with safety redundant load paths.

## How to Order

Combine the order code and the range code.

Sample Code: **BD807** **BR**  
 Order Code      Range Code